



warragul camera club Inc.

www.warragulcameraclub.org

WCC 2024 DATES TO REMEMBER

April

Monday 1st Club Meeting at RSL – Judging of “A Nautical Look at Life”
Competition Entries for “Close Up” close at 11:30 pm

Monday 15th Workshop – Understanding your Camera
Bruce Langdon at Community Bank room, Drouin

Wednesday 17th **Midweek Outing** – “ Colourful Mystery Outing” with Kayren Brown

WCC National Competition & Exhibition
Judging Day-13th April
National EXHIBITION- 17th 18th 19th May 2024
Put these dates in your diary!
Helpers required for Judging Day and National Exhibition

Upcoming Events.....

VAPS Convention 2024

Event Date: 14 Jun 2024

Event End Date: 16 Jun 2024

Cut off Date: 26 May 2024

Full Registration: \$205.00

Daily \$85.00

Awards Dinner Only \$68.00

<https://www.vaps.org.au/convention.html>

WAS Gallery in Warragul

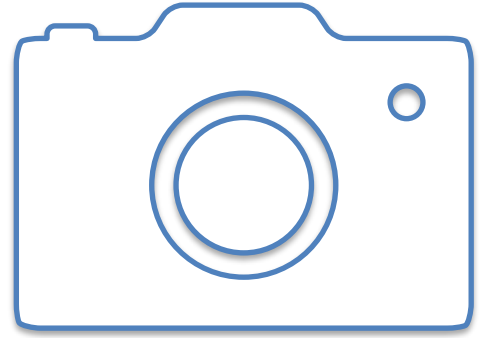
Two new exhibitions opened on Saturday 16 March.

These exhibitions are well worth the visiting as the creative ideas and inspirations on show should be quite engaging for photographic pursuits.

From the President ...

Workshops

It was a packed house for the *Close Up and Drip Photography* workshop last Monday. I am sure there will be details elsewhere in the newsletter, so I won't elaborate at this point, apart from to emphasise the *need to register for workshops* as our venue has limited capacity, as well as ensuring a manageable group for the workshop leaders. (Nearly all the club's activities on the web calendar have registration, so it's a good habit to form for any club event.) And as a matter of courtesy, *unregister* if your plans change to enable others to join from the wait list.) The workshop schedule is also available as a download on the club website under the 'Workshops and Resources' tab.



Des Lowe will be presenting then next of his enlightening Lightroom workshops on March 25. A great opportunity to brush up or learn new skills.

Planning ahead

Entries have closed the 51st Warragul National, and preparations have commenced for the judging day (April 13). Please support Adrienne and others on the National committee by offering any support they are seeking for this significant day.

Don't forget the September 15 Bunnings fund raiser. Please put the date in your calendar and keep an hour or two free to assist with this event.

Please consider committee membership

Our AGM will be later this year (September) following the change to the club rules last year. In the coming months, please give serious consideration to offering your skills on committee, or at least actively supporting a committee member in their role.

We have a golden example in Outings. Ron has been working with Robyn to put together the program of outings for 2024. Kathy and Denise came on board to work with Robyn to plan the highly successful Geelong weekend away, and more recently Kayren has facilitated an outing to the Blue Lotus Water Garden, and she has a mystery outing planned. This wider involvement of members makes the role of Outings coordinator much less onerous.

A similar example is the team of people managing our monthly competitions under Des's oversight. A team of five members each have designated roles, again sharing the load.

Ron has indicated that he will not be seeking reelection to the committee at the AGM, so we WILL be seeking an Outings Coordinator. (Of course, all other positions also fall vacant at the AGM.)

Supporting the Newsletter

Thanks again to Kathy Burslem, and for this issue, Denise Whittaker for putting the newsletter together. Remember, the content of the newsletter is the product of member contributions. Your images, tips, reviews of videos and articles, reports on exhibitions are all most welcome.

For some members the Newsletter is their main point of interaction with the club, for others it's just one of many contacts.

...and our sponsors

We are fortunate to have a number of sponsors in the local community and the photography world more widely. Some of these sponsors support the club directly, others support the club via their sponsorship of the National. Their continued support is vital for our activities. Please consider them when you are making purchase decisions.

In the meantime...

Carol and I will be absent from meetings in April and May. In my absence Robyn Rosenboom and Jane Woodcock will be sharing the role and responsibilities of president.

Until we meet again in June, keep making great photos.

Russell Monson

Results, "Abstract", March 2024

A Grade Prints

Title	Entrant	Points	Place
Zebra Crossing	Geoff Smith	15	1
Dragon-Fire	Gary Smith	15	2
Inverloch Foreshore Lagoon	David Woodcock	14	3
Green-and-Red	Gary Smith	14	HC
Concrete Abstract		14	
Contemplate		14	
Triangular		14	
Saltpan Colours		13	
Ephemeral City		12	
NGV		12	
Pavement Art		12	
True blue		12	
Essential outing		11	
Old Flame		11	
Painted Forest		11	
Reflection		9	

B Grade Prints

Title	Entrant	Points	Place
20231203_125519	Kathy Burslem	15	1
diagonal to the centre	Kayren Browne	14	2
Mystery One		14	
Grated Forks		13	
Take a seat		9	

A Grade Digital

Title	Entrant	Points	Place
Sudden Outburst	Phillip Keath	15	1
Pin Ball Wizard	Geoff Smith	14	2

Shirts	Robyn Wright	14	3
Everlasting Flower	Phillip Keath	14	HC
The Eye	Helen Cross	14	HC
City Desert		14	
Fluro Laces		14	
Wet Rock		14	
Blown a Gasket		13	
Checkerboard		13	
Concept in gold		13	
Golden waves		13	
Pastel intersection		13	
Pillars of Abstraction		13	
Swatch		13	
Inner Space Divide		12	
Line Ball		12	
Motion		12	
Red Lines		12	
Trees		12	
Whispers of the Wind		12	
Black and White Abstract		11	
Corten Waves		11	
Green and Gold		11	
Heatscape Impression		11	
Horizontal		11	
Natures colours		11	
Tentacles		11	
Wormhole		11	
Blue Orbs		10	
Confusion		10	
I spy		10	
In a Spin		10	
nondescriptfigures		10	
not happy Jan		10	

Ondine		10	
Paddock Intersections Dec23		10	
palmfigures		10	
Impossible Bar		9	
Rock Wall		9	

B Grade Digital

Title	Entrant	Points	Place
Every which way	Kayren Browne	14	1
Watercolour	Cathie Langdon	13	2
Splash of Blue	Michael Owen	13	3
Just One		13	
Abstract 1		12	
Abstract 2		12	
Blush of Burgundy		12	
Burst of Colour		12	
Flourish		12	
Spiral		12	
cardboard packaging		11	
dusk		11	
A peony for your thoughts		10	
Bark face		10	
Pole reflection		10	
sands		10	
Black Cockatoos		9	
BulbOnBlack1		9	
Cuppa in the sky		9	

A Grade Creative

Title	Entrant	Points	Place
Square Straws	Paul Robinson	15	1

Vortex Eruption	Phillip Keath	15	2
Bird of Nature	Robyn Wright	15	3
Spring of Life	Phillip Keath	15	HC
Blue and Yellow		13	
Blue Curves		13	
Mirror Mirror -		13	
Monster		13	
Purple Balloons		13	
Webb Telescope View		13	
Bound		12	
Leaf		12	
Primordial		12	
Rage		12	
with dots		12	
Delicate flower		11	
shortcut2		11	
Swirling mono		11	
Tree		11	
Chromed		10	
Bubbles		9	
spiky2		9	

B Grade Creative

Title	Entrant	Points	Place
20231007_163900	Kathy Burslem	14	1
bumps		12	
Pompom		12	
Seal of Approval		11	
Swirls		11	
Elizabeth Quay		9	
StainedGlassRainbow		9	
Work In Progress		9	

Advertisement

FOR SALE New unused (Open Box?) Nikkor lens.

Deceased Estate: Purchased new on 29 November 2018.

Details: Nikon AF-S Nikkor 200-500 mm F/5.6 ED VR Telephoto Camera Lens.
Great for Wildlife, Animals and Birds, and also for unusual Landscapes and
Macros
Plastic body results in light weight of only 2090 grams excluding tripod
collar. (300gms)
Note F mount so will need adapter for use on other camera mounts, eg
Mirrorless cameras (Z series, etc)
Includes in original Nikon Box, Matching Lens hood, Instructions and Sales
details (PayPal)

Contact: Ian Willcox 0417337420

Best Offer over \$900.00

Mysteries of Photography #3: White Balance, a.k.a. Colour Temperature

With a modern digital camera, we have several variables that can be set. However, you can always cheat and run it on Auto. Why not?

One of our former Prime Ministers, the late Malcom Fraser once said that, quote: "Life wasn't meant to be easy." Well, the camera manufacturers are all trying to prove him wrong, at least in relation to using their products. However, Auto settings are not always foolproof.

One of those that, when it goes astray, has to be corrected in postproduction is White Balance which is also called the somewhat inscrutable name of Colour Temperature.

The classic example of this is where you are shooting under warm incandescent lights. Whites tend to come out with a yellowish tinge. Take this example below of the bride and groom dancing (somewhat unconventionally) at their wedding.



The original shot (left) using auto white balance appears OK until you correct for the white of the groom's shirt. In this instance, I used the auto correction colour balance tool.

While in practice, you might like to make the corrected image a bit warmer than with the auto correction, you can see that the yellow tinge as shot is simply not good enough.


Well, what is White Balance and why is it also called Colour Temperature with inscrutable measurements like D55 and D65 associated with it?

Well, I think you can say it started with the village blacksmith's forge.

The blacksmith takes an iron rod and sticks it into this charcoal fueled fire. As it heats up, it first starts to glow red and then, as it gets hotter, it goes, as the saying goes, "white hot".

Now you understand colour temperature. Cooler emitting light sources give a red colour output and, as you go to higher temperatures, it goes to white and then even takes on a blue tinge.

Now what is the Colour Temperature of normal daylight and, when you calibrate your screen, the default is usually something called D65. So where does come from then? Well, it is due this guy.



Born William Tomson he was later Lord Kelvin. Remember the “K” in his name. He defined the now canonical temperature scale used in science where temperature is defined in degrees Kelvin (or K for short). For example, if you heat a black body in a vacuum (so it does burn!) to 6500°K , it glows with white light just like the sun at midday. (Hint: that’s the temperature of the surface of the sun!)

So “normal” white light is designed as 6500K or D65 for short.

David Woodcock


March Workshop – Close Up and Drip Photography

The March Tutorial Night hosted by Greg Mitchell was a great success and with a capacity audience it would seem members are loving getting back to some hands-on workshops. We had a total of 23



members and guests come along and be amazed at what they were able to do under the guidance of Greg Mitchell. Greg introduced a short PowerPoint presentation outlining the camera settings and procedure involved and then it was every man and woman for themselves. With five workstations set up with different coloured liquid and drip speeds, members had the opportunity of getting in and capturing some stunning drip photos. It goes to show that there is always something to learn in this great art of photography.





March Outing - Mid Week - Blue Lotus Gardens

Open Hours

The gardens are open 7 days a week between 10:00 am - 5:00 pm (last entry is 4:30 pm). This includes all Easter and April school holidays.


Mid season at the Gardens

There is a display of lotus and waterlily flowers. One of the real features this time of year is the Giant Amazon Waterlilies.

New in 2024 the team of landscapers have created a new 50m long artificial creek that cascades through a new garden of rainforest and water features. And for the little ones, there is the expanded fairy garden and family space adding more fun things for the kids to explore like Todd's Tree House and Giant Chess

Location:
2628 Warburton Highway,
YARRA JUNCTION

Webpage: bluelotusfarm.com.au





Member Profile - Introducing RUSSELL MONSON

My earliest recollection of interest in photography was in my primary school years (maybe earlier). My father's camera was a Kodak Autographic Brownie (a roll film, bellows style camera with a stylus which could be used to annotate each or any exposure directly onto the film through a slot in the back.) This was the only camera in our family until my sister bought her own after she started work.

My first experience of taking photos on my own was using a camera borrowed from my brother to document an interstate trip while at university. It was shortly after this that I bought my own, a Minolta SRT Super (also known as SRT 301) with a 50 mm prime lens.

I joined the Warragul Camera Club in the mid-70s and continued until work and family changed the focus of my photography to recording family events and family holidays.

My first digital camera a 2Mp digital Canon purchased for a trip across China to the UK in 2003. Lots of fun capturing market scenes, street scenes and landscapes recharged my interest in photography. The instant availability of images was also a new feature – digital was new here, but very new in western China, and on more than one occasion my camera was taken by the subject of a market shot so that he / she could show their friends the photos that had just been taken.

Roll forward to 2012 and having retired from full time work a while earlier, I rejoined the Warragul Camera Club.

Family and travel continue to be a focus for photography (in fact I think you could say that photography is a focus for the travel – being fortunate to be able to enjoy travel in Australia and overseas). Monthly competitions stretch my imagination and repertoire of images, as more often than not the back catalogue from family and travel doesn't fit the definitions. Entry into National and other competitions (such as in Australian Photography) also challenges my work in terms of time and subject matter, but it is always a buzz to gain an acceptance (or better) from any judge.

One of the benefits of digital photography is the instantaneous outcome. I like to try and get the image 'right' in the camera, and not rely / resort to heavy manipulation to produce the desired outcome.

Sharing a passion for photography with Carol, and her experience and knowledge of the visual arts, has stimulated and educated my eye for subject matter, the club and competing in competitions are the main drivers and resources of my development as a photographer / artist. Studying for the Advanced Diploma of Photography at Photography Studies College provided an added structure to my learning, with many opportunities to extend both skill and knowledge. Club workshops and outings, impromptu outings with other club members, and a partner with a shared interest in both photography and travel makes it a lot easier to get out there and take photos.

Judge Profile

TRISH MCKEOWN

I have enjoyed a lifelong love of photography, from my childhood Box Brownie and Instamatic cameras, through to the evolution of digital photography. I have been a Canon photographer for the past 13 years.

I was a founding member of the Nepean Camera Club (est. 2011), which enabled me to develop my photographic skills, along with forming many friendships within the Club. I am now a member of the Frankston Photographic Club, which I joined in 2022, which has added to my experience.

Over recent years, I have judged several competitions within both Nepean and Frankston clubs. I judged 15 competitions in 2023 and was honoured to be one of the judges for the 2023 VAPS Interclub competition at Colac. I completed the APJA Level 6 Master training in 2023.

Like many photographers, I have a special interest in a wide range of subjects, including: nature, abstracts, architecture, macro & close-ups and sports, as well as land and seascapes.

I have enjoyed overseas travel in the past, but now concentrate on travel within Australia to treasure all the beauty that surrounds us. This enables me to capture images of many of my favourite genres and appreciate how lucky I am to live in such a wonderful country.



Geelong
February
2024



Thank you to all our generous sponsors!

The Warragul Camera Club appreciates the continued support of all our sponsors for this Newsletter and for the National Competition and Exhibition.

The competition and exhibition would not be possible without their support, and we encourage members (and other readers) to consider them when making purchase decisions.




*Willow
Grove Farms*
PTY LTD

B Bendigo Bank


Community Bank
Drouin & District





Hahnemühle





**unleash your
CAMERA**

Photography Workshops

Email Russell or Bruce: hello@unleashyourcamera.com.au
www.unleashyourcamera.com.au



Bruce Langdon Design
 51 Gibson Road
 Warragul, Vic 3820

- Providing the following services:
- Graphic Design
 - Logos/Branding
 - Website Design
 - Web Hosting
 - Advertising Design
 - Photography
 - commercial
 - portrait
 - promotional
 - Business Cards
 - Letterheads
 - Docket Books
 - With Compliments
 - Envelopes
 - Flyers
 - Brochures
 - Posters
 - Notebooks
 - Postcards
 - Gift Vouchers
 - Presentation Folders
 - Rubber Stamps
 - Booklets
 - Annual Reports
 - Magnets



- Quality Australian made picture frames
- Ready-made standard sizes and custom framing
- Acid free mat board in standard and custom sizes
 - 3mm or 5mm standard acid free and adhesive foam core


10% discount to all Camera Club Members
Mon-Thu 7:30am – 4:30pm
Fri 7:30am – 11:30am

36 Phoenix Street, Warragul Vic 3820
 P: 03 5623 2885
sales@in2frames.com.au
www.in2frames.com.au



PHOTOGRAPHY WORKSHOPS AND TUTORING
WWW.THEFOTOCREATIVE.COM.AU

LOUISE SEDGMAN
 PHONE: 0412 942897
 EMAIL: LOUISE@THEFOTOCREATIVE.COM.AU
 ADDRESS: 51 WELLWOOD RD DROUIN, VIC



THE SHOT HOUSE

COFFEE BAR • BEANERY • EQUIPMENT

Shop 2
 Village Walk
 Yarragon Vic 3823

Open 6 days
 (03) 56342811
theshothouse@outlook.com



Laurie Collins Sculpture Garden
 and Red Tree Gallery

420 Main Jindivick Rd Jindivick

Always open

56285224

www.lauriecollins.com.au

hockingstuart

Vin Quirk
 Director & Licensed Estate Agent
 0417 350 720
vin.quirk@hockingstuart.com

66 Queen Street, Warragul
 03 5623 6062
hockingstuart.com